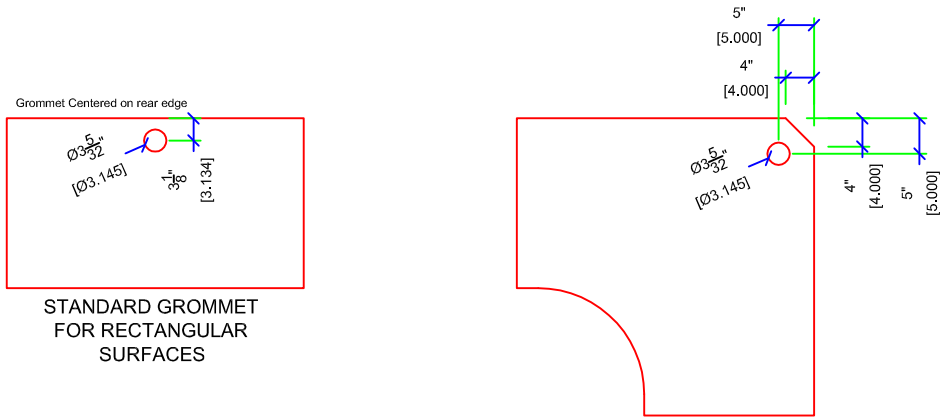
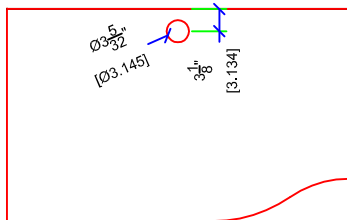


STANDARD GROMMET
FOR EXT CORNER
WORKSURFACES

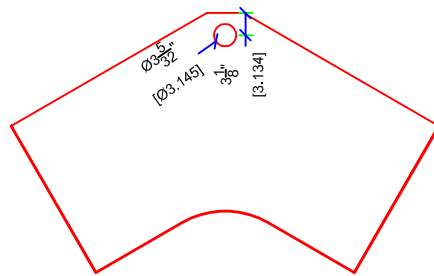


STANDARD GROMMET
FOR RECTANGULAR
SURFACES

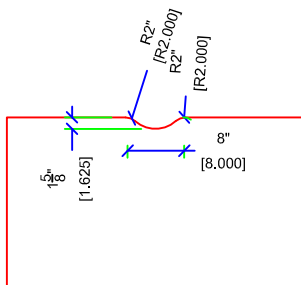
STANDARD GROMMET
FOR CORNER
WORKSURFACES



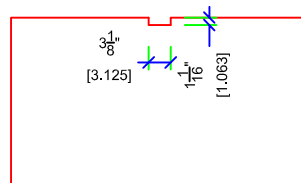
STANDARD GROMMET FOR
TRANSITIONAL SURFACES



STANDARD GROMMET FOR
120 DEGREE SURFACES



STANDARD SCALLOP



STANDARD CABLE WAY
RECTANGULAR
SURFACES